



Rough Terrain
Self-Propelled
Articulating
Boom

Z-45/25 RT
Z-45/25J RT

The advanced boom design that puts it all within reach.



Standard Features

- Over 51 ft of working height (15.9 m)
- Over 24 ft (7.3 m) horizontal reach
- Up and over clearance of over 22 ft (6.7 m)
- 4 ft 6 in (1.37 m) turning radius
- 45 second lift speed to full height
- 500 lb (227 kg) lift capacity
- Oscillating axle on 4x4 models
- Dual fuel (Gas/LPG) or diesel engine options
- Fully proportional controls
- Hydraulic platform rotation
- 12V DC auxiliary power unit
- Drive enable system
- End mount platform on Z-45/25J models
- AC wiring to platform

- Tilt alarm
- Horn
- Hour meter
- Rough terrain air tires

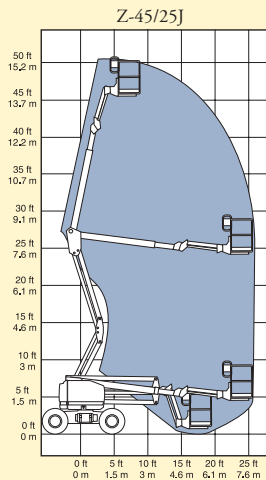
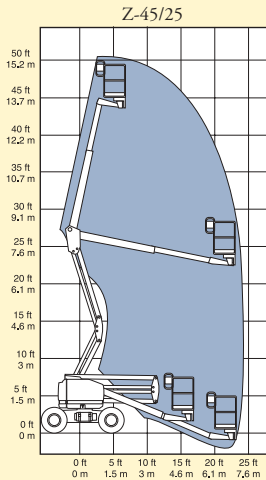
Options and Accessories

- Two- or four-wheel drive
- Oscillating or non-oscillating axle on 4x2 models
- Alarm package with Beacon
- Cold start packages
- 2500 (50 hz) or 3000 (60 hz) watt AC generator
- Platform swing gate
- Air line to platform
- Full rail platform pinch guard
- Platform work light
- Platform control box cover
- Hostile environment package
- GS/LPS rating for Ford engine-powered machines
- Foam filled, non-marking and floatation tire packages
- Half mesh platform
- Pipe cradles

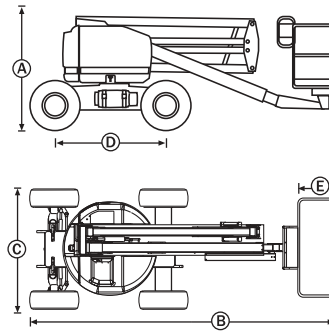
Standards Compliance

- ANSI/SIA A92.5
- CSA CAN3-B354.4-M82
- CE compliance option
- AS 1418.10

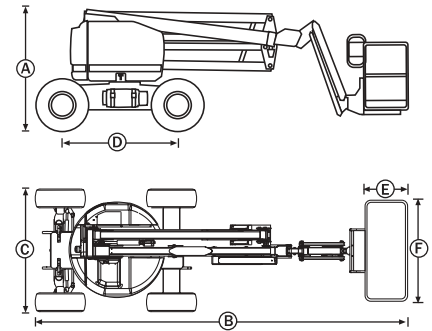
Range of Motion



Z-45/25



Z-45/25J



Specifications

	Z-45/25		Z-45/25J	
	US	Metric	US	Metric
Working height*	51 ft 8 in	15.9 m	51 ft 6 in	15.9 m
Platform height	45 ft 8 in	13.9 m	45 ft 6 in	13.9 m
(A) Height - stowed	6 ft 10 in	2.08 m	6 ft 10 in	2.08 m
(B) Length - stowed	18 ft	5.5 m	22 ft 3 in	6.8 m
(C) Width	7 ft 4 in	2.24 m	7 ft 4 in	2.24 m
(D) Wheelbase	6 ft 8 in	2.03 m	6 ft 8 in	2.03 m
Ground clearance - center	13 in	33 cm	13 in	33 cm
Ground clearance - min	10 in	25 cm	10 in	25 cm
(E) Platform length	30 in	76 cm	30 in	76 cm
(F) Platform width	72 in	1.83 m	72 in	1.83 m
Horizontal reach max	24 ft 6 in	7.5 m	25 ft 3 in	7.7 m
Up and over clearance	22 ft 9 in	6.9 m	22 ft 9 in	6.9 m
Lift capacity	500 lb	227 kg	500 lb	227 kg
Turning radius - inside	4 ft 6 in	1.37 m	4 ft 6 in	1.37 m
Turntable rotation	359° non-continuous		359° non-continuous	
Turntable tailswing	zero		zero	
Platform rotation	180°		160°	
Power source	Ford LRG 425 Gas/LPG 82 hp (61 kw) Deutz Diesel F3L 1011 36 hp (27 kw) Perkins Diesel 104-22 50 hp (37 kw)			
Drive speed - stowed	4.8 mph	7.7 km/h	4.8 mph	7.7 km/h
Drive speed - raised	0.6 mph	1 km/h	0.6 mph	1 km/h
Lift speed to full height	45 sec		45 sec	
Controls	12V DC proportional		12V DC proportional	
Auxiliary power unit	12V DC		12V DC	
Tires	14-17.5		14-17.5	
Gradeability - 4x4	45%		45%	
Gradeability - 4x2	30%		30%	
Hydraulic tank capacity	25 gal	95 litre	25 gal	95 litre
Fuel tank capacity	14.3 gal	54 litre	14.3 gal	54 litre
Weight - 4x4**	13,800 lb	6,261 kg	14,000 lb	6,352 kg
Weight - 4x2**	13,600 lb	6,171 kg	13,800 lb	6,261 kg

* The metric equivalent of working height adds 2 m to platform height. U.S. adds 6 ft to platform height.

** Weight will vary depending on options and/or country standards.

Distributed By:

Genie Industries

GENIE UNITED STATES

18340 NE 76th Street
P.O. Box 97030
Redmond, Washington 98073-9730
Telephone (425) 881-1800
Toll Free in USA/Canada 800-536-1800
Fax (425) 883-3475
<http://www.genieindustries.com>

GENIE UNITED KINGDOM

The Maltings, Wharf Road
Grantham
Lincolnshire NG31 6BH
England
Telephone: +44 (0)1476 584333
Fax: +44 (0)1476 584334
<http://www.genieindustries.com>